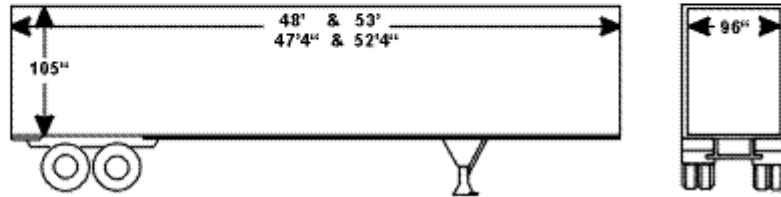

Trailers - Commonly called a Van

Trailers common sizes are 48' & 53'.

Trailers are fully enclosed. Can handle up to 45,000 pounds.

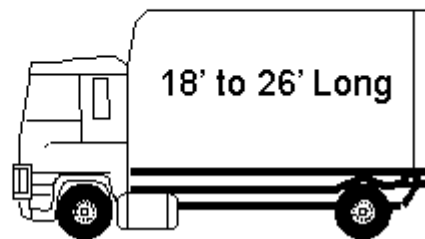
Trailers: 48' - 53'



Local Van

Local truck for LTL "Straight truck" Van Body. Can handle up to 20,000 pounds.

Local Van: 18' - 26'



Flatbeds

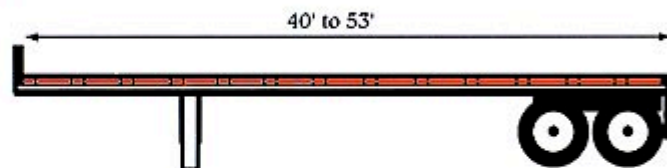
Common sizes are 40', 45', 48' & 53'. Flatbeds can handle up to 48,000 pounds.

Average Legal Acceptable Dimensions • L - 40'-53' • H - up to 9' • W - 8' 6"

Average Legal Acceptable Weights - 40,000 to 48,000 pounds

Flatbed: 40' - 53"

FLATBED

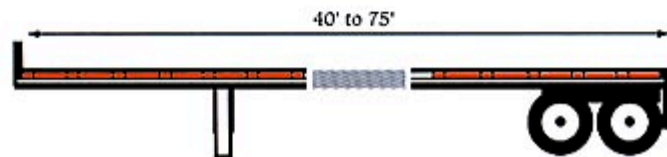


Extendible (Stretch) Flat

Average Legal Acceptable Dimensions • L - 40'-75' • H - up to 9' • W - 8' 6"

Average Legal Acceptable Weights - 40,000 to 44,000 pounds

EXTENDIBLE (STRETCH) FLAT




Stepdeck (Dropdeck)

Average Legal Acceptable Dimensions • L - 35'-37" • H - up to 10' • W - 8' 6"

Average Legal Acceptable Weights - 40,000 to 46,000 pounds

STEPDECK (DROPDECK)

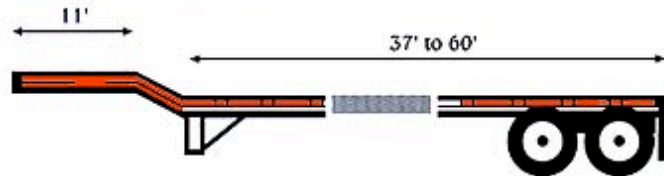


Extendible Stepdeck

Average Legal Acceptable Dimensions • L - 37'-60" • H - up to 10' • W - 8' 6"

Average Legal Acceptable Weights - 37,000 to 40,000 pounds • 40,000 to 44,000 pounds

EXTENDIBLE STEPDECK

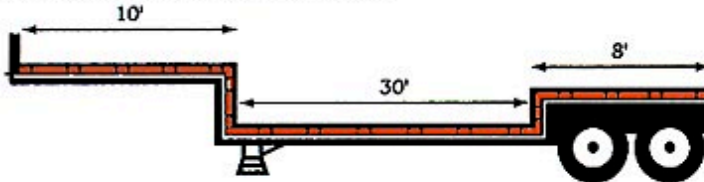


Double Dropdeck

Average Legal Acceptable Dimensions • L - 24'-30" • H - up to 11' 8" • W - 8' 6"

Average Legal Acceptable Weights - 35,000 to 40,000 pounds

DOUBLE DROPDECK

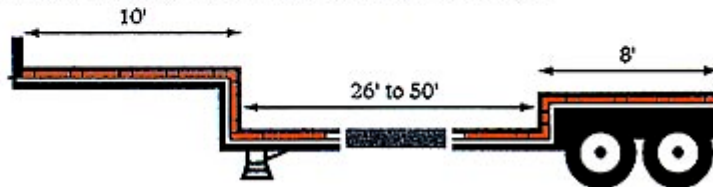


Double Extendible Drop

Average Legal Acceptable Dimensions • L - 26'-50" • H - up to 11' 8" • W - 8' 6"

Average Legal Acceptable Weights - 35,000 to 40,000 pounds

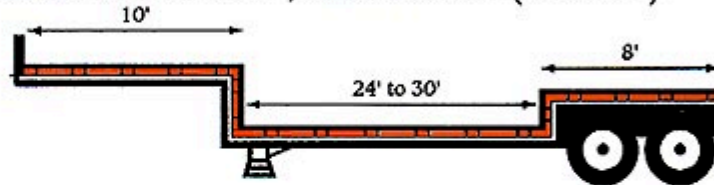
DOUBLE EXTENDIBLE DROP



Double Drop / Lowboy (R.G.N.)

Average Legal Acceptable Dimensions • L - 24'-30' • H - up to 12' • W - 8' 6"
Average Legal Acceptable Weights - 36,000 to 42,000 pounds

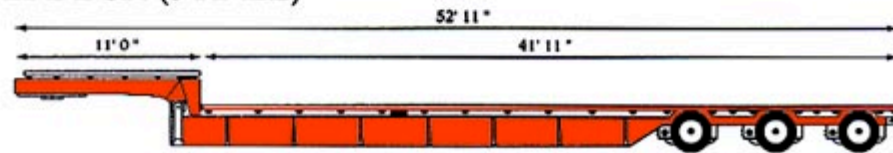
DOUBLE DROP / LOWBOY (R.G.N.)



Stepdeck (3 Axle)

Average Legal Acceptable Dimensions • L - 42' • W - 8' 6" • H - up to 10' 6"
Average Legal Acceptable Weights - 40,000 to 75,000 pounds

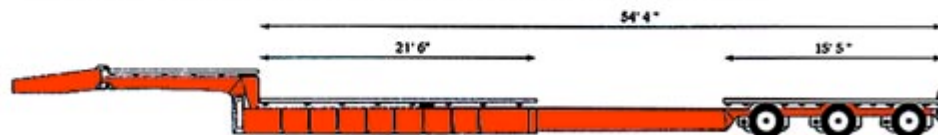
STEPDECK (3 AXLE)



Extendible Stretch Stepdeck (3 Axle)

Average Legal Acceptable Dimensions • L - 55' • W - 8' 6" • H - up to 10' 6"
Average Legal Acceptable Weights - 40,000 to 75,000 pounds

EXTENDIBLE STRETCH STEPDECK (3 AXLE)



Lowboy

Average Legal Acceptable Dimensions • L - 25' • W - 8' 6" • H - up to 10' 6"
Average Legal Acceptable Weights - 35,000 to 44,000 pounds

LOWBOY



35-Ton Lowboy

Average Legal Acceptable Dimensions • L - 25' • W - 8' 6" • H - up to 12'
Average Legal Acceptable Weights - 40,000 to 75,000 pounds

35-TON LOWBOY



50-Ton Lowboy (R.G.N.)

Average Legal Acceptable Dimensions • L - 25' • W - 8' 6" • H - up to 12'
Average Legal Acceptable Weights - 40,000 to 90,000 pounds

50-TON LOWBOY (R.G.N.)



75-Ton Lowboy

Average Legal Acceptable Dimensions • L - 25' • W - 8' 6" • H - up to 12'
Average Legal Acceptable Weights - 40,000 to 150,000 pounds

75-TON LOWBOY

